

Embraer 175 LR

Registration: SX-KAA



Max Range

2300 NM

(Subject to passenger load and luggage & current weather conditions)



Total Pax

88



Max Cargo

2650 Kg



Specifications

Embraer | E175

GENERAL



Manufacturer	Embraer
Type	175 LR
Registration	SX-KAA
Year Manufacture	2012
MSN	17000337

“
Medium, twin-engine regional airliner. The layout allows you to tailor capacity to client requirements and demand.
”

PERFORMANCES



Max Speed	0.80 M
Max Altitude	41.000 ft
Max Range	2.300 NM

«
Medium field capability, delivering maximum operational versatility.
»



Dimensions

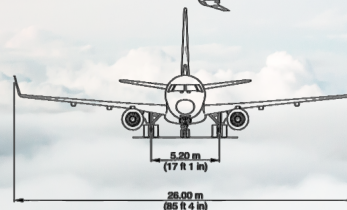
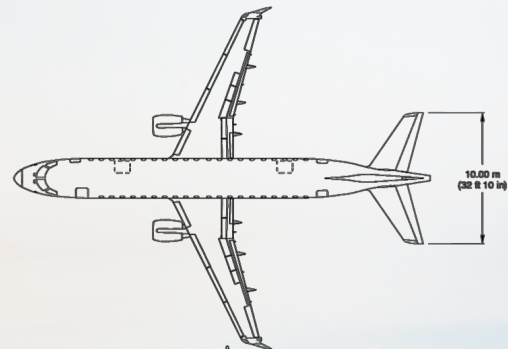
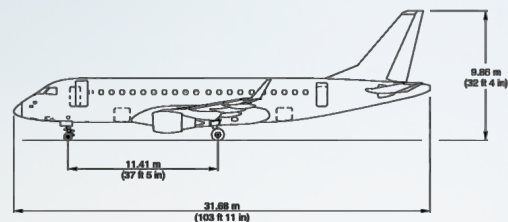
Embraer | E175

WEIGHT & VOLUMES

Max Take-Off Weight	38.790 Kg
Max Landing Weight	34.000 Kg
Max Zero Fuel Weight	31.700Kg
Fuel Capacity	9.496 Kg
Cargo Capacity	2.650 Kg

DIMENSIONS

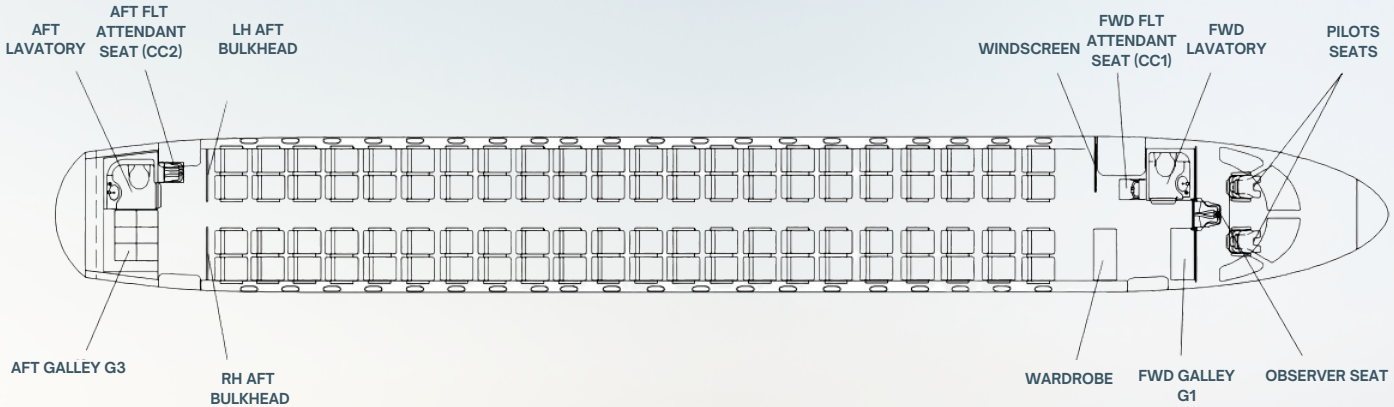
Length	31.68 m
Height	9.86 m
Width	5.20 m
Wingspan	26 m



Cabin Compartments



Embraer | E175



CABIN CONFIGURATION



Passengers	88 Y
Cabin configuration	Cabin Divider
Seats configuration	2+2
Crew Seat configuration	2+2





Available for
ACMI & Charter

Contact us

+30 2109607400
charter@flymarathon.aero

Visit Our Website
www.flymarathon.aero



14 Lontou Street, Glyfada. Athens 16675