

Embraer 195 LR

Registration: OY-GDC



Max Range

2000 NM

(Subject to passenger load and luggage & current weather conditions)



Total Pax

118



Max Cargo

3.700 Kg



Specifications

Embraer | E195

GENERAL



Manufacturer	Embraer
Type	195 LR
Registration	OY-GDC
Year Manufacture	2008
MSN	19000204

PERFORMANCES



Max Speed	0.82 M
Max Altitude	41.000 ft
Max Range	2.000 NM

“
Modern regional jet aircraft
manufactured by Embraer. It is the
largest member of the E-Jet E2 family
and has a capacity of 118 passengers.
”

Poplar with airlines around the world.



Dimensions

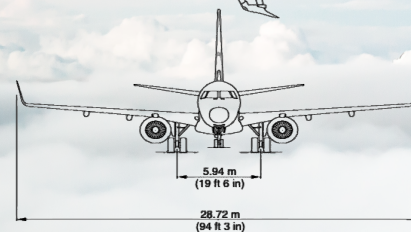
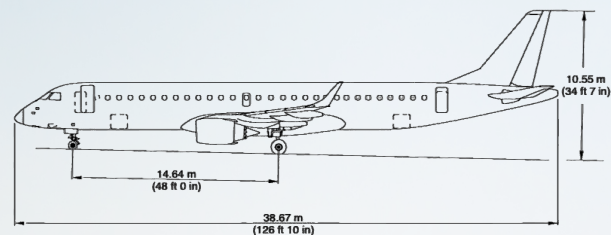
Embraer | E195

WEIGHT & VOLUMES

Max Take-Off Weight	50.790 Kg
Max Landing Weight	45.000 Kg
Max Zero Fuel Weight	42.500 Kg
Fuel Capacity	13.100 Kg
Cargo Capacity	3.700 Kg

DIMENSIONS


Length	38.67 m
Height	10.55 m
Width	5.94 m
Wingspan	28.72 m



Cabin Compartments




Embraer | E195



CABIN CONFIGURATION



Passengers	118 Y
Cabin configuration	12 Business + 106 Economy
Seats configuration	2+2
Crew Seat configuration	2+3





Available for
ACMI & Charter

Contact us

+30 2109607400
charter@flymarathon.aero

Visit Our Website
www.flymarathon.aero



14 Lontou Street, Glyfada. Athens 16675